ZoX-DC1000 定制机柜

描述：

采用半高柜设计，抽拉式柜槽设计，方便半高柜的接线，对外接口--电源口+网口，适配数据采集模块的安装，可容纳 2-3 套数采设备，提供配套电源供电，接线连接及电磁防护，可根据试验项目更换接口面板。

上海众执芯信息科技有限公司

ZoX-Flogger 数采记录软件

描述：

可自动扫描连接硬件配置，灵活配置动态添加删除用于采集的通道数量，采样率，采样数据存储方式，动态添加传感器配置数据，根据试验需求配置试验存储数据，命名存储通道，组名，存储时长，存储开始采集后自动发布所有通道数据

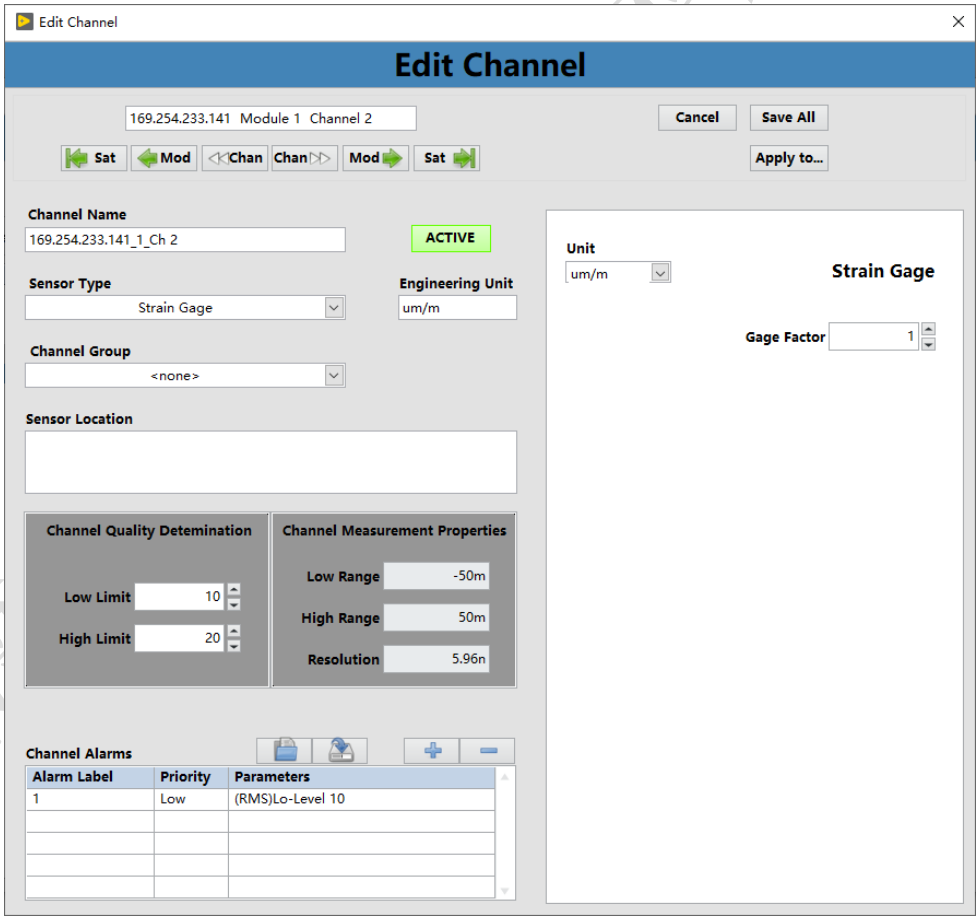

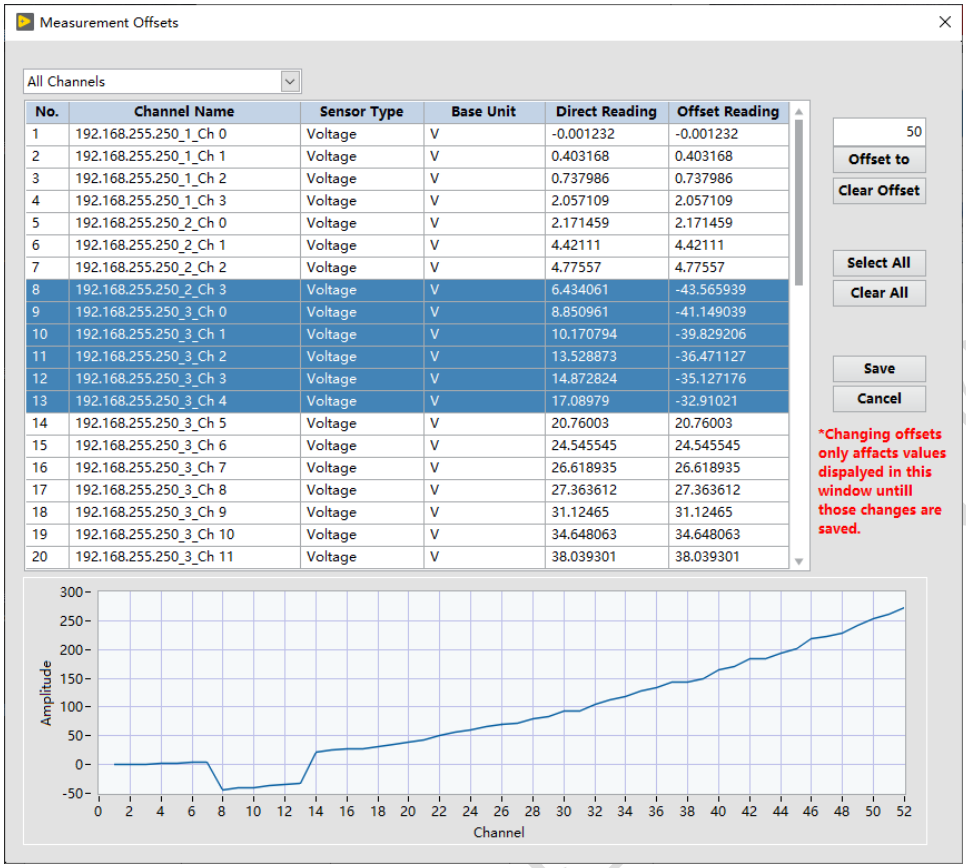

No.	Channel Name	Sensor Type	Base Unit	Direct Reading	Offset Reading
1	192.168.255.250_1_Ch 0	Voltage	V	-0.001232	-0.001232
2	192.168.255.250_1_Ch 1	Voltage	V	0.403168	0.403168
3	192.168.255.250_1_Ch 2	Voltage	V	0.737986	0.737986
4	192.168.255.250_1_Ch 3	Voltage	V	2.057109	2.057109
5	192.168.255.250_2_Ch 0	Voltage	V	2.171459	2.171459
6	192.168.255.250_2_Ch 1	Voltage	V	4.42111	4.42111
7	192.168.255.250_2_Ch 2	Voltage	V	4.77557	4.77557
8	192.168.255.250_2_Ch 3	Voltage	V	6.434061	-43.565939
9	192.168.255.250_3_Ch 0	Voltage	V	8.850961	-41.149039
10	192.168.255.250_3_Ch 1	Voltage	V	10.170794	-39.829206
11	192.168.255.250_3_Ch 2	Voltage	V	13.528873	-36.471127
12	192.168.255.250_3_Ch 3	Voltage	V	14.872824	-35.127176
13	192.168.255.250_3_Ch 4	Voltage	V	17.08979	-32.91021
14	192.168.255.250_3_Ch 5	Voltage	V	20.76003	20.76003
15	192.168.255.250_3_Ch 6	Voltage	V	24.545545	24.545545
16	192.168.255.250_3_Ch 7	Voltage	V	26.618935	26.618935
17	192.168.255.250_3_Ch 8	Voltage	V	27.363612	27.363612
18	192.168.255.250_3_Ch 9	Voltage	V	31.12465	31.12465
19	192.168.255.250_3_Ch 10	Voltage	V	34.648063	34.648063
20	192.168.255.250_3_Ch 11	Voltage	V	38.039301	38.039301

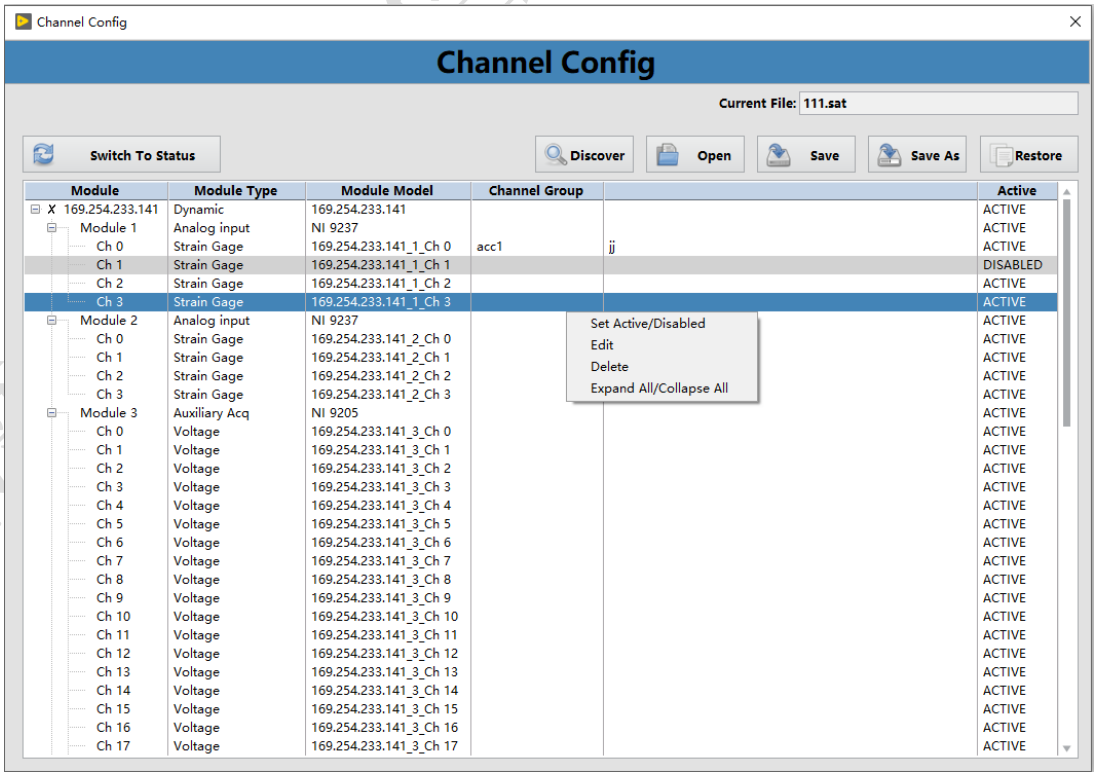

Module	Module Type	Module Model	Channel Group		Active
X 169.254.233.141	Dynamic	169.254.233.141			ACTIVE
Module 1	Analog input	NI 9237			ACTIVE
Ch 0	Strain Gage	169.254.233.141_1_Ch 0	acc1	jj	ACTIVE
Ch 1	Strain Gage	169.254.233.141_1_Ch 1			DISABLED
Ch 2	Strain Gage	169.254.233.141_1_Ch 2			ACTIVE
Ch 3	Strain Gage	169.254.233.141_1_Ch 3			ACTIVE
Module 2	Analog input	NI 9237			ACTIVE
Ch 0	Strain Gage	169.254.233.141_2_Ch 0			ACTIVE
Ch 1	Strain Gage	169.254.233.141_2_Ch 1			ACTIVE
Ch 2	Strain Gage	169.254.233.141_2_Ch 2			ACTIVE
Ch 3	Strain Gage	169.254.233.141_2_Ch 3			ACTIVE
Module 3	Auxiliary Acq	NI 9205			ACTIVE
Ch 0	Voltage	169.254.233.141_3_Ch 0			ACTIVE
Ch 1	Voltage	169.254.233.141_3_Ch 1			ACTIVE
Ch 2	Voltage	169.254.233.141_3_Ch 2			ACTIVE
Ch 3	Voltage	169.254.233.141_3_Ch 3			ACTIVE
Ch 4	Voltage	169.254.233.141_3_Ch 4			ACTIVE
Ch 5	Voltage	169.254.233.141_3_Ch 5			ACTIVE
Ch 6	Voltage	169.254.233.141_3_Ch 6			ACTIVE
Ch 7	Voltage	169.254.233.141_3_Ch 7			ACTIVE
Ch 8	Voltage	169.254.233.141_3_Ch 8			ACTIVE
Ch 9	Voltage	169.254.233.141_3_Ch 9			ACTIVE
Ch 10	Voltage	169.254.233.141_3_Ch 10			ACTIVE
Ch 11	Voltage	169.254.233.141_3_Ch 11			ACTIVE
Ch 12	Voltage	169.254.233.141_3_Ch 12			ACTIVE
Ch 13	Voltage	169.254.233.141_3_Ch 13			ACTIVE
Ch 14	Voltage	169.254.233.141_3_Ch 14			ACTIVE
Ch 15	Voltage	169.254.233.141_3_Ch 15			ACTIVE
Ch 16	Voltage	169.254.233.141_3_Ch 16			ACTIVE
Ch 17	Voltage	169.254.233.141_3_Ch 17			ACTIVE

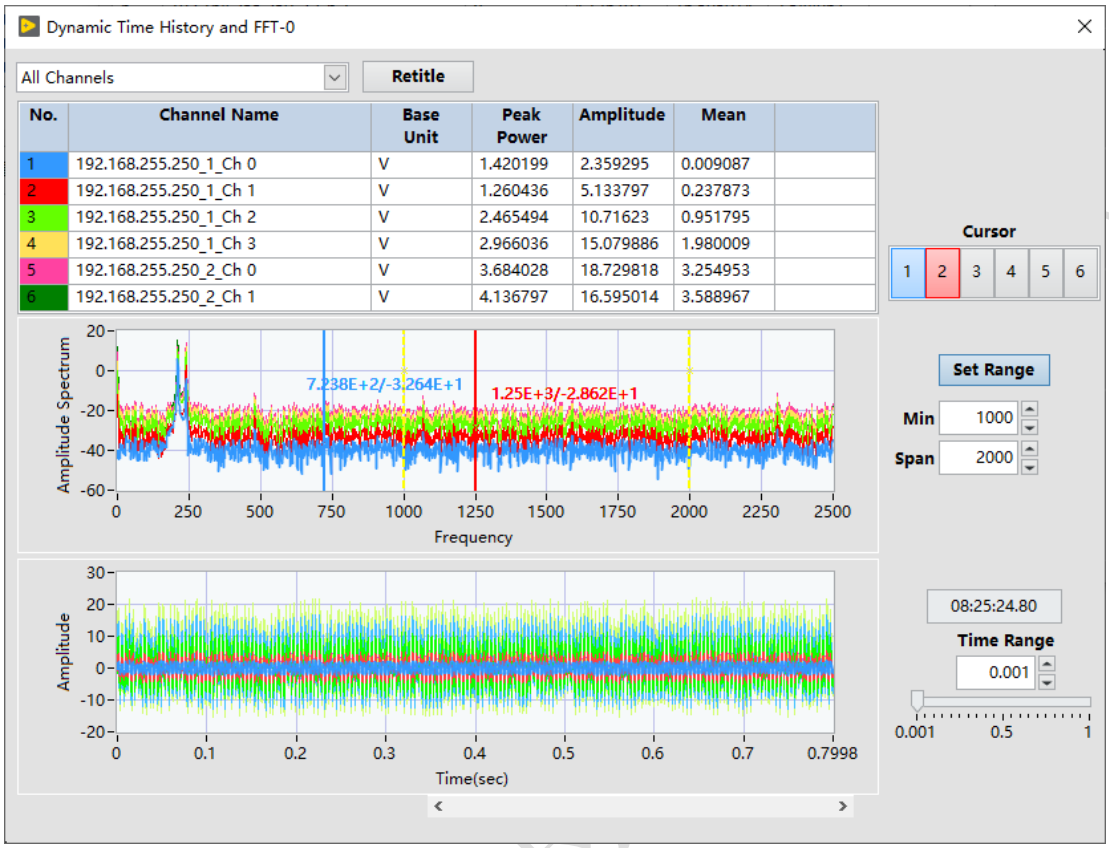

上海众执芯信息科技有限公司

Z-publish-Service 组态定制服务

描述：

根据试验需求，定制数采组态显示，组态显示要求与试验项目一一对应，按照要求完成试验业务。该组态显示软件可调用定制采集软件内的采集数据，根据试验业务逻辑完成显示与界面切换

案例：

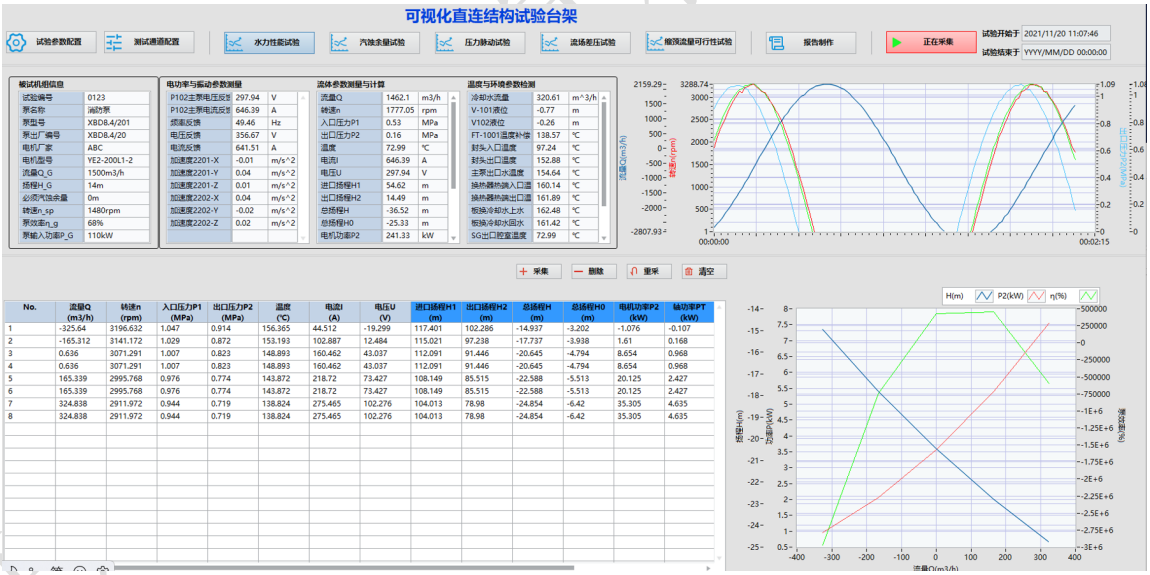

上海众执芯信息科技有限公司

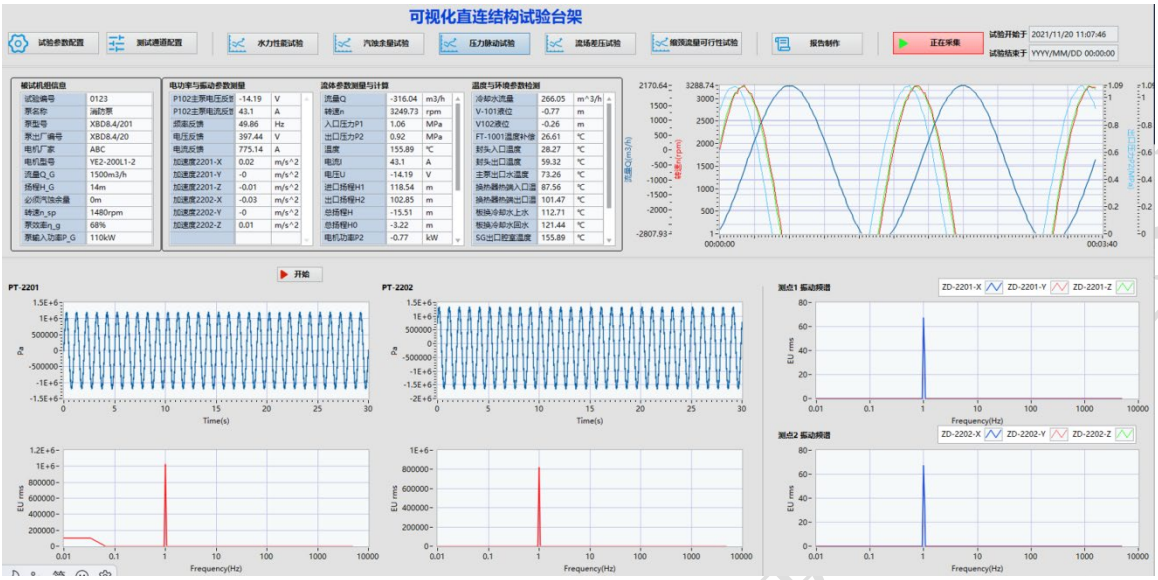
可视化直连结构试验台架
试验参数配置
测试通道配置
水力性能试验
汽蚀余量试验
压力脉动试验
流场差压试验
模拟流量可行性试验
报告制作
正在采集
试验开始于 2021/11/20 11:07:46
试验结束于 YYYY/MM/DD 00:00:00
被试机组信息
电功率与振动参数测量
流体参数测量与计算
温度与环境参数检测
开始
PT-2201
PT-2202
测点1 振动频谱
测点2 振动频谱
ZD-2201-X
ZD-2201-Y
ZD-2201-Z
ZD-2202-X
ZD-2202-Y
ZD-2202-Z
Time(s)
Frequency(Hz)
EU rms

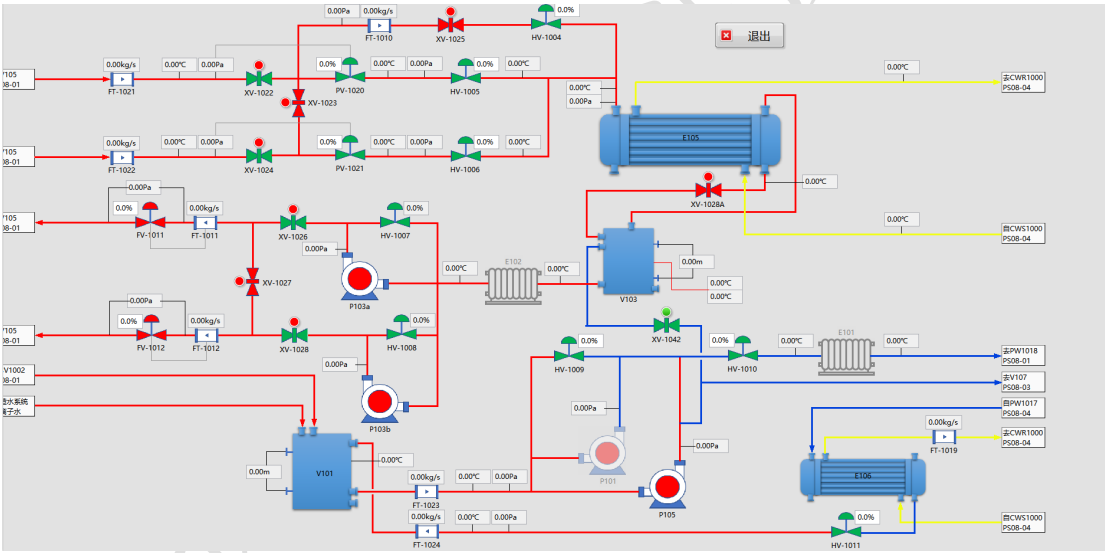
退出
FT-1010
XV-1025
HV-1004
FT-1021
XV-1022
XV-1023
PV-1020
HV-1005
FT-1022
XV-1024
PV-1021
HV-1006
E105
XV-1028A
去CWR1000 PS08-04
回CWS1000 PS08-04
FV-1011
FT-1011
XV-1026
HV-1007
XV-1027
P103a
E102
V103
FV-1012
FT-1012
XV-1028
HV-1008
P103b
XV-1042
HV-1009
HV-1010
E101
去PW1018 PS08-01
去V107 PS08-03
回PW1017 PS08-04
FT-1019
E106
V101
FT-1023
FT-1024
P101
P105
HV-1011